



Investment proposal:
Organization of “organic” raspberry plantation

Organization of “organic” raspberry plantation

Economic impact:

- Annual revenue: \$55–60 million, with \$45–50 million exports
- Contributes \$30–35 million to GDP through value-added production
- Generates stable foreign currency inflow
- Develops agro-processing (IQF, packaging, cold chain)
- Creates multiplier effect across logistics, farming, and services.

Social impact:

- 2,000+ permanent and 5,000+ seasonal jobs
- Increases rural incomes and reduces labor migration
- Improves agricultural skills and technology adoption
- Supports regional development and small business growth

Location of the project



Fergana region	
Size	6 760 km ²
Population	4,2 million



Project description:

The project aims to establish a large-scale organic raspberry agro-industrial cluster on a total area of 1,000 hectares in Uzbekistan. It is designed as a fully vertically integrated operation, covering cultivation, post-harvest handling, processing, storage, and export of high-value organic raspberry products.

The core objective of the project is to produce premium-quality organic raspberries that meet international standards and supply high-demand export markets, particularly in Europe, the Middle East, and Asia.

Economic indicators:

-  Financing: 135 mln USD
-  Area: 1 000 hectares
-  Revenue: \$58 mln
-  PP: 5 years
-  NPV: ~ \$55 mln
-  IRR: ~22 %

Production indicators:

-  Annual capacity: 11 000 tons
-  Fresh raspberries: 4 000 tons
-  Frozen (IQF): 7 000 tons



Key Cultivation and storage stages

1. Land preparation

Soil testing (pH, nutrients, organic matter)

Deep ploughing and land leveling

Organic soil enrichment (compost, manure, biohumus)

Installation of drainage (if needed).

2. Planting stage

Selection of certified organic seedlings

Row planting system (high-density layout)

Mulching (straw/biodegradable film)

Installation of trellis support systems.

3. Irrigation & nutrient management

Drip irrigation system installation

Fertigation (organic liquid fertilizers)

Water monitoring and scheduling

Soil moisture control systems.

4. Crop care & maintenance

Biological pest and disease control

Pruning and canopy management

Weed control (manual + mulching)

Continuous field monitoring

5. Harvesting stage

Manual selective harvesting (to preserve fruit quality)

Early morning harvesting for freshness

Immediate field sorting

Gentle handling to avoid damage.

6. Pre-cooling & transport

Rapid pre-cooling within 2–4 hours after harvest

Temperature reduction to 0–2°C

Transport in refrigerated trucks to processing facility.

7. Sorting & grading

Automated and manual sorting lines

Classification by size, color, and quality

Removal of damaged or non-export grade berries.

8. Storage & processing

Cold storage at 0 to +2°C (fresh export)

IQF freezing at -35°C (frozen product)

Controlled humidity storage systems

Packaging under hygienic conditions

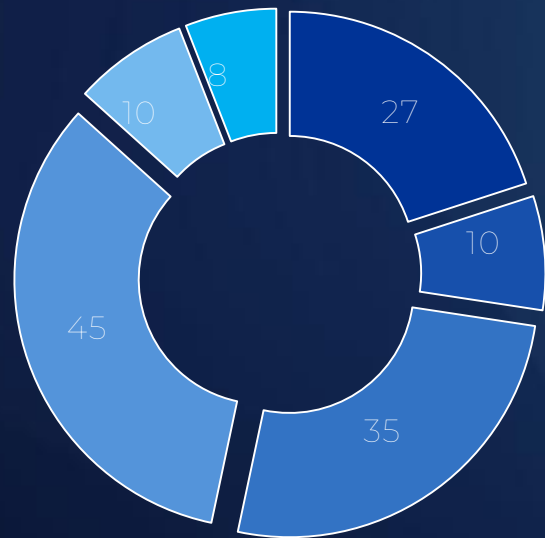
9. Packaging & export preparation

Vacuum or modified atmosphere packaging (MAP)

Project expenses

Initial Investment (CAPEX) (mln dollar)

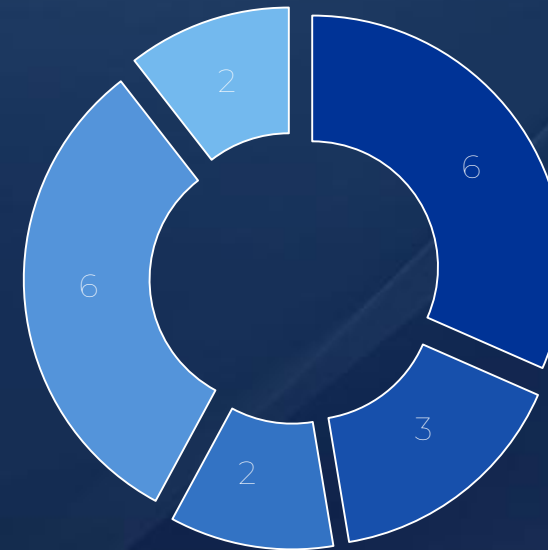
Total CAPEX: \$135 mln



- Land preparation & irrigation systems
- Farm machinery
- Broodmares
- Cooling infrastructure \$ IQF
- Packaging and logistics
- Laboratory & others

Operating Costs (OPEX) (mln dollar)

Total OPEX: \$19 mln



- Bio-fertilizer and protection
- Energy
- Labor
- Logistics
- Others

This financial overview outlines a comprehensive cost structure and strong profitability of the proposed raspberry plantation project. The breakdown includes both initial capital investment (CAPEX) and annual operating costs (OPEX), alongside projected revenue and profit estimates.

Nº	Products	Volume (tons/year)	Price (USD/tons)	Revenue (USD million)
1	Fresh raspberries	4 000	4 000	16
2	Frozen (IQF)	7 000	6 000	42
	Total	11 000		58

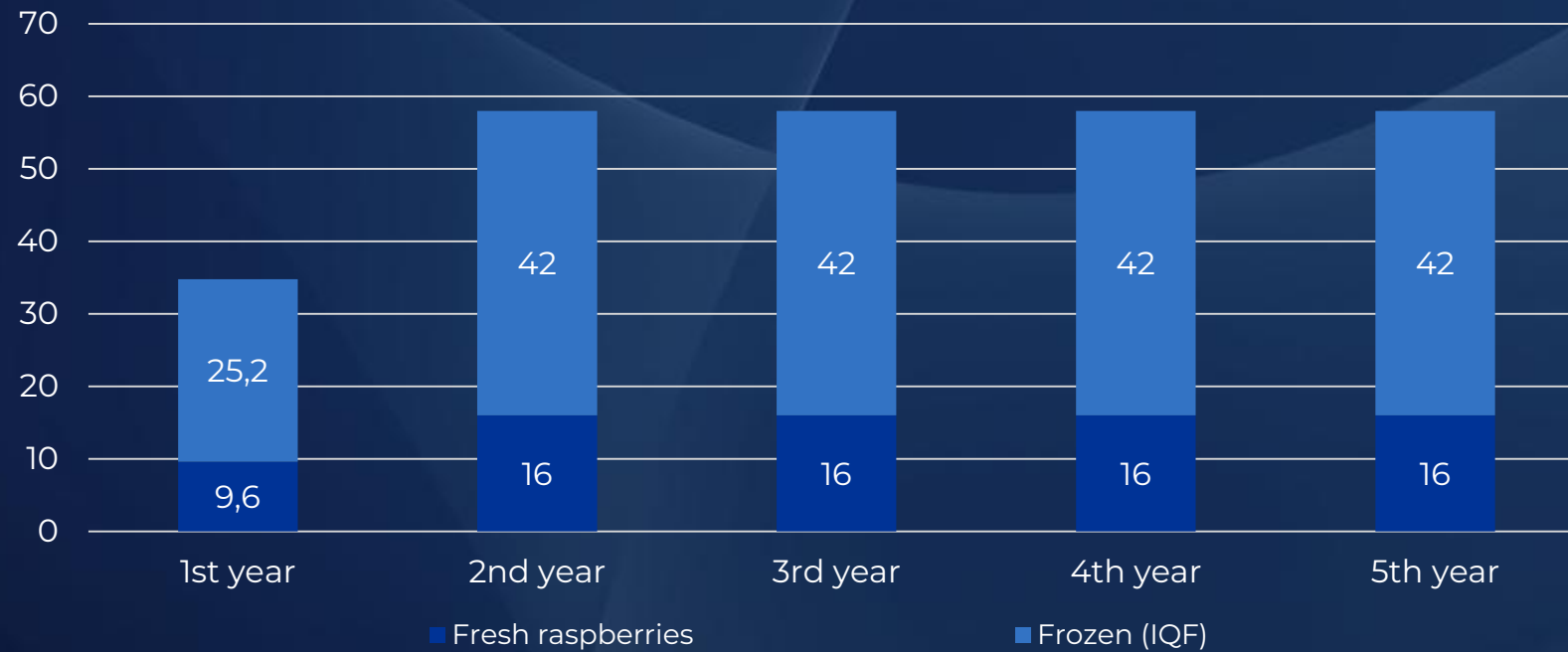
Annual EBITDA:
= \$58 mln - \$19 mln = \$39 mln

The project's strong profitability forecast is underpinned by efficient operations and high market demand, positioning it as a highly attractive investment.



Financial indicators (5-year projection)

Revenues (mln dollars)



Total 5-year revenues:
\$266,8M

EBITDA growth:
Reaching \$39 M by Year 3

NPV (10% discount rate):
NPV= \$55 mln (Highly favorable!)

IRR (Internal rate of return):
≈ 22%

Payback period (PP):
= 5 years

Profitability index (PI):
=(NPV+CAPEX)/CAPEX=(\$55+\$135)/\$135
= 1,4

Operating expenses (mln dollars)

